





































CARING FOR YOUR CLOTHES

WASH			
<i>MACHINE WASH CYCLE</i>		 Hand wash	WARNING SIGNS  Do not wash
 Normal	 Permanent Press/ wrinkle resistant		
<i>WATER TEMPERATURE</i>		 Do not wring	
 Hot (50°C/120°F)	 Warm (40°C/105°F)		 Cold/cool (30°C/85°F)

BLEACH		
<i>BLEACH SYMBOLS</i>		WARNING SIGNS  Do not bleach
 Any bleach (when needed)	 Only non-chlorine bleach (when needed)	

IRON				
<i>IRON — DRY OR STEAM</i>				WARNING SIGNS  Do not iron
 Iron	 High	 Medium	 Low	
				 No steam

DRY			
<i>TUMBLE DRY CYCLE</i>			WARNING SIGNS  Do not tumble dry
 Dry	 Normal	 Permanent Press/ wrinkle resistant	
<i>HEAT SETTING</i>			
 High	 Medium	 Low	 No heat/air
<i>SPECIAL INSTRUCTIONS</i>			
 Line dry/ hang to dry	 Drip dry	 Dry flat	 In the shade
WARNING SIGNS  Do not dry (used with do not wash)			

DRYCLEAN				
<i>DRYCLEAN — NORMAL CYCLE</i>				WARNING SIGNS  Do not dryclean
 Dryclean	 Any solvent	 Any solvent except trichloroethylene	 Petroleum solvent only	
<i>PROFESSIONALLY DRYCLEAN</i>				
 Reduce moisture	 Short cycle	 No steam finishing	 Low heat	

NOTE: As a minimum, laundering instructions include, in order, four symbols: washing, bleaching, drying and ironing. Drycleaning instructions include one symbol. Additional symbols or words or both may be used to clarify the instructions. The water temperatures listed above are provided as a guideline. Actual water temperatures obtained in the home depend on the washing machine settings (hot, warm, cold), regional water supply temperatures, and water heater settings.